



EMAGISPACE™
Build smarter.

SPACE
RE-IMAGINE



RETAIL & DISPLAY SPACE BUILT SMARTER.

The challenge for retailers today is increased revenue year over year, with ever slimming operating budgets. New ideas to keep merchandising designs and store planograms fresh can make a huge difference. It's now possible to design AND refresh your retail space with better options... making it more affordable to re-imagine your displays and store layouts... to build smarter.

Emagispace® allows you to design and build any type or size of display, shelving unit, counter or dressing room you want, in any color or design pattern you can imagine, with less labor, less cost—AND it's made of reusable, environmentally friendly materials.



These interlocking building blocks are the cornerstone of our system. Available in standard (41" high x 1ft, 2ft, and 3ft wide) and designed-to-order sizes. Every EmagiBlock® is built to a standard 4.5" depth.

Build economically.

Build at a fraction of the cost of traditional methods.

Build faster.

Construct interior space up to 10 times faster.



Build green.

Made of environmentally friendly, recyclable materials.

Build on-demand.

Re-imagine space as your needs change or inspiration strikes.



"It wasn't possible to get this done any other way. Our display case is beautifully designed, was expertly installed in hours... A dream."



AMAZING SPACE

CREATE

CREATE SETS WITH LESS LABOR. LESS COST. FASTER.

Emagispace® utilizes a patented, kit -based interlocking building system to create high quality, solid walls, floor displays and back lit shelving. Building new displays or an entire store build-out can now be completed at half the cost and in one-tenth the set up time of a traditional build process. **That's 50% of the cost in one tenth the time!** MDF facings create a base for literally any wall covering material you desire.

The Emagispace® platform gives you the flexibility to create an entire store-within-a-store concept in hours – not days. Our simple and sturdy EmagiBlock® can be quickly disassembled, stacked or palletized to reuse again and again for other display configurations. So, your cost savings accumulate over time with the added benefit of landfill waste going down. It's the next gen, disruptive building technology for retail innovators.



The Emagispace® platform is made from environmentally responsible materials. Unlike the landfill waste created by traditional construction methods, EmagiBlock®s can be reused multiple times and is recyclable.



EMAGISPACE® GIVES YOU THE BEST OF BOTH WORLDS.

STICK FRAME

Cost-effective
& Familiar



EMAGISPACE®

Cost-effective, Familiar,
Sustainable & Flexible



MODULAR SYSTEMS

Sustainable
& Flexible



With EmagiBlock®s you can assemble a wall in 1/10th the time of traditional construction.



BUILDING BECOMES QUICK & EASY.

HOW DOES THE EMAGIBLOCK® SYSTEM WORK?



ASSEMBLE

Build your EmagiBlock® structure in minutes not hours.



SKIN & FINISH

Apply a skin/finish over the EmagiBlock® using almost any material (vinyl panels, EmagiClick wall-cladding, wood laminate, metal, drywall, etc.).



RECONFIGURE

Easily modify or expand when need or inspiration strikes. You can easily incorporate doors and windows, as well as electrical and plumbing.

Our easy to assembly components bring your ideas to life with little effort.



ConnectorBlocks (made of impact-resistant ABS plastic) are on the top and bottom of each EmagiBlock®.




Each EmagiBlock® is designed with horizontal and vertical channels that allow for easy placement of electrical and plumbing.

Simply invert the ConnectorBlocks and create a flat and level surface to finish/cover EmagiBlock®s.



DESIGN FLEXIBILITY IS BUILT IN.

Unleash your imagination! EmagiBlock®s can be skinned and finished with almost any material and integrated with a wide variety of windows, doors. Since we are an open source building platform, you have the option to purchase your own skins and finishes. You can use Emagispace® modular finishes, such as our revolutionary EmagiClick wall-cladding system, which come in a wide variety of colors and textures. We want to make it as easy as possible to build your vision.



Endless options for skins and finishes

There is practically no end to the number of ways to skin and finish an EmagiBlock® wall. We make it easy for you to incorporate wall coverings like vinyl panels, EmagiClick wall-cladding, wood laminate, metal, glass and drywall.

FINISH LEVELS.

Smooth (like traditional smooth white wall finishes).

Patterned finishes can be troweled on like stucco and plaster.

Seemed finishes such as brick patterns, wallpapers, etc. are easily applied.

Seamless finishes work just as they do with any construction wood product. Traditional tape, putty, and paint processes are easily achieved.

New cutting edge 3D relief thermoplastics that are printable from deep relief to flat patterns and come in a vast array of colors and finishes.

White to saturated, almost all of the above options allow for painting in any color.



EmagiClick wall-cladding system

A revolutionary finishing system, EmagiClick quickly and easily installs up to 7 times faster than traditional finishes on desks or cabinets and drywall or plasterboard. A virtually seamless finish with contemporary aesthetics, EmagiClick is the perfect modular, adaptable, covering that allows for quick reconfiguring and redecorating.

MDF decorative panels

Emagispace® has assembled a vast array of inspiring solutions designed to meet your aesthetic and practical needs. We offer a wide array of finishes that mount to MDF panels which are then attached to EmagiBlock®s. From bare MDF, to colors, to focal point, to mood setting, we can provide anything from dry-erase and cork-board to engaging and provocative digital images in 3D relief, to acoustically damping flush mounted baffles.



ADDING WINDOWS AND DOORS.

Emagispace® prides itself on being an open source building platform, simply source your own window or door and you'll be able to mount it easily and quickly to our system. It's no problem to incorporate small, large, or entire walls of windows and doors, in almost any wall location.

INSTALLING WINDOWS



Option 1: Steel apertures with almost any window mounted inside can be framed or frameless and come in virtually any size. Transom windows, square paned windows... you name it... EmagiBlock®s simply mount around the window.

Option 2: Mount 2' or 3' square windows inside an EmagiBlock® for endlessly reconfigurable design.

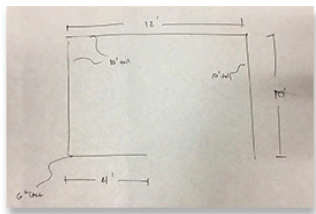
INSTALLING DOORS



Steel apertures with almost any door mounted inside can be framed or frameless and come in virtually any size. ADA compliant double doors, single hinge doors, Dutch doors... you name it, EmagiBlock®s simply mount around the door.

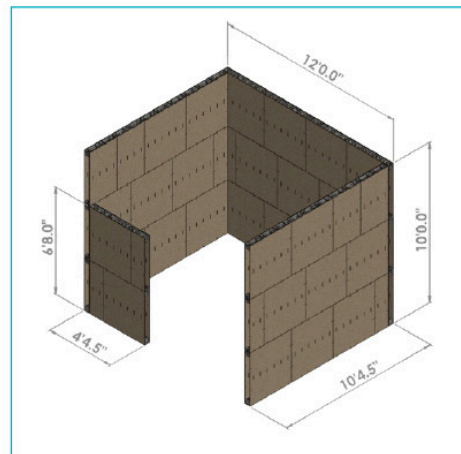
WE MAKE IT EASY TO BUILD WITH EMAGISPACE®.

Using your design information, we will provide you a comprehensive project design plan; specifying all the Emagispace® components needed to build your project. Our team of experts are available for input and insights throughout the entire building process.



Design Information

From basic drawings to CAD renderings, our team is here to help bring your project to life.



Production

Our design and construction experts are available to consult with you about any product insights or issues throughout your building process.



BUILD



SKIN



FINISH



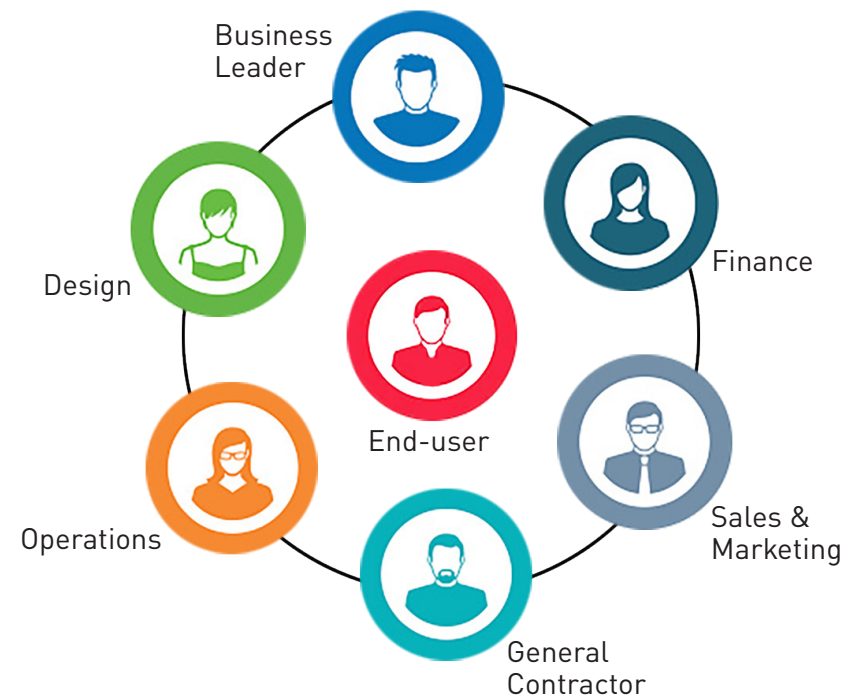
STREAMLINE THE BUILDING PROCESS.

The interior building process can require multiple people and departments working together. Often times the need for modifications or changes pop-up, the process then becomes disconnected and finger pointing begins. The EMAGISPACE® process can help you avoid these problems. EmagiBlock®s, because of their inherent flexible design, can accommodate changes and modifications with minimal additional cost and time. Ultimately creating a better end product and a happier end-user.

Typical Building Process

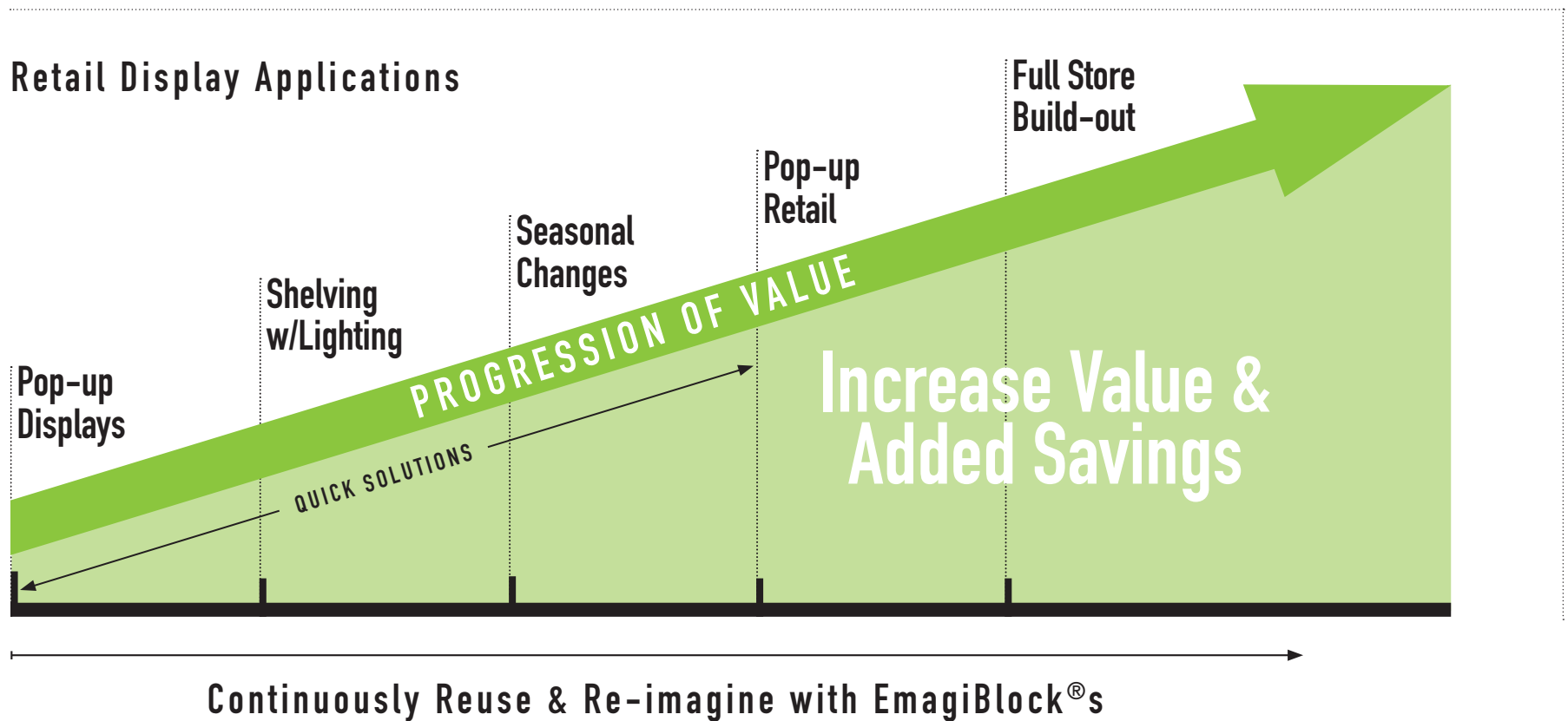


Emagispace® Building Process



MEASURING UP IN THE LONG RUN.

The growth value of Emagispace® is significant when used across a spectrum of retail display applications. For example, you can start with quick and easy to assemble solutions like pop-up displays, then add more value by utilizing EmagiBlock®s for seasonal changes or full store build-outs.



SMARTER

BUILD

"It wasn't possible to get this done any other way. Our display case is beautifully designed, was expertly installed in hours... A dream."

– LA84 Foundation

EMAGISPACE® CLIENTS ARE BUILDING SMARTER



SAVINGS, SUSTAINABILITY, DESIGN FLEXIBILITY.

Emagispace® enables “green” design innovation, speeds up build-out times, provides savings up to 50% on its first use and scales easily. Emagispace® is the next gen, disruptive building technology for a wide variety of interior space applications.



**1/10
Time**



**Open
Source**



**1/2 the
Cost**



**Design
Innovation**



**Scales
Easily**



**Sustainable
& Reusable**





WITH EMAGISPACE® YOU BUILD GREEN

Emagispace® offers a versatile, reusable building platform that can be constructed – and infinitely reconfigured and re-purposed. It is made from environmentally responsible materials. Unlike the landfill waste created by traditional construction methods, EmagiBlock® can be reused multiple times and is recyclable.



EMAGISPACE.

Build smarter.

PHONE 844-949-2557

EMAIL info@emagispace.com

WEB www.emagispace.com