



EMAGISPACE™
Build smarter.

SPACE
RE-IMAGINE

GALLERY & MUSEUM SPACE BUILT SMARTER.



These interlocking building blocks are the cornerstone of our system. Available in standard (41" high x 1ft, 2ft, and 3ft wide) and designed-to-order sizes. Every EmagiBlock® is built to a standard 4.5" depth.

The challenge for galleries and museums today is to create an “eye popping” exhibit space that showcases artists work, attracts attention, and is simple to assemble and reconfigure. It has to be so cost effective that it increases the ability to change exhibits more often and do more with less. New ideas to keep gallery footprints fresh can make a huge difference in attendance and increase revenue. It’s now possible to design AND refresh your exhibits and displays with a better, more affordable option... to re-imagine your interior space... to build smarter.

Emagispace® allows you to design and build any type or size of display or exhibit you need from the gift shop to the exhibition walls. All with high quality, with less labor, less cost—AND it’s made of reusable, environmentally friendly materials.

Build economically.

Build at a fraction of the cost of traditional methods.

Build faster.

Construct interior space up to 10 times faster.

Build green.

Made of environmentally friendly, recyclable materials.

Build on-demand

Re-imagine space as your needs change or inspiration strikes.



FORESTCITY

GALLERY

"Emagispace® pulled off an incredible feat; our corner retail space went from cold shell Friday morning to humming art gallery by Saturday afternoon... by 7:30pm, close to 800 people had already visited the gallery."





AMAZING

CREATE SPACE

CREATE SPACE WITH LESS LABOR. LESS COST. FASTER.

Emagispace® utilizes a patented, kit-based, interlocking building system, to create high quality solid walls, displays, activity areas, even illuminated shelving. Additional kits give you the flexibility to create a private meeting area or block off and refresh your look within days– avoiding a painful remodeling period where you have to close down. MDF facings create a base for literally any skin design you desire.

Building a single wall or an entire exhibit can now be completed at half the cost and in one-tenth the set up time of a traditional build process. **That's 50% of the cost in one tenth the time!** Additionally, Emagispace®'s simple and sturdy blocks can be quickly disassembled, stacked or palletized to move and reuse again and again. So, your cost savings accumulate over time with the added benefit of landfill waste going down. It's the next gen, disruptive building technology for museum and gallery build-outs.



The Emagispace® platform is made from environmentally responsible materials. Unlike the landfill waste created by traditional construction methods, EmagiBlock®s can be reused multiple times and is recyclable.



EMAGISPACE® GIVES YOU THE BEST OF BOTH WORLDS.

STICK FRAME

Cost-effective
& Familiar



EMAGISPACE®

Cost-effective, Familiar,
Sustainable & Flexible



BEST OF BOTH WORLDS

MODULAR SYSTEMS

Sustainable
& Flexible



With EmagiBlock®s you can assemble a wall in 1/10th the time of traditional construction.



BUILDING BECOMES QUICK & EASY.

HOW DOES THE EMAGIBLOCK® SYSTEM WORK?



ASSEMBLE

Build your EmagiBlock® structure in minutes not hours.



SKIN & FINISH

Apply a skin/finish over the EmagiBlock® using almost any material (vinyl panels, EmagiClick wall-cladding, wood laminate, metal, drywall, etc.).



RECONFIGURE

Easily modify or expand when need or inspiration strikes. You can easily incorporate doors and windows, as well as electrical and plumbing.

Our easy to assembly components bring your ideas to life with little effort.



ConnectorBlocks (made of impact-resistant ABS plastic) are on the top and bottom of each EmagiBlock®.




Each EmagiBlock® is designed with horizontal and vertical channels that allow for easy placement of electrical and plumbing.

Simply invert the ConnectorBlocks and create a flat and level surface to finish/cover EmagiBlock®s.



DESIGN FLEXIBILITY IS BUILT IN.

Unleash your imagination! EmagiBlock®s can be skinned and finished with almost any material and integrated with a wide variety of windows, doors. Since we are an open source building platform, you have the option to purchase your own skins and finishes. You can use Emagispace® modular finishes, such as our revolutionary EmagiClick wall-cladding system, which come in a wide variety of colors and textures. We want to make it as easy as possible to build your vision.



Endless options for skins and finishes

There is practically no end to the number of ways to skin and finish an EmagiBlock® wall. We make it easy for you to incorporate wall coverings like vinyl panels, EmagiClick wall-cladding, wood laminate, metal, glass and drywall.

FINISH LEVELS.

Smooth (like traditional smooth white wall finishes).

Patterned finishes can be troweled on like stucco and plaster.

Seemed finishes such as brick patterns, wallpapers, etc. are easily applied.

Seamless finishes work just as they do with any construction wood product. Traditional tape, putty, and paint processes are easily achieved.

New cutting edge 3D relief thermoplastics that are printable from deep relief to flat patterns and come in a vast array of colors and finishes.

White to saturated, almost all of the above options allow for painting in any color.



EmagiClick wall-cladding system

A revolutionary finishing system, EmagiClick quickly and easily installs up to 7 times faster than traditional finishes on desks or cabinets and drywall or plasterboard. A virtually seamless finish with contemporary aesthetics, EmagiClick is the perfect modular, adaptable, covering that allows for quick reconfiguring and redecorating.

MDF decorative panels

Emagispace® has assembled a vast array of inspiring solutions designed to meet your aesthetic and practical needs. We offer a wide array of finishes that mount to MDF panels which are then attached to EmagiBlock®s. From bare MDF, to colors, to focal point, to mood setting, we can provide anything from dry-erase and cork-board to engaging and provocative digital images in 3D relief, to acoustically damping flush mounted baffles.



ADDING WINDOWS AND DOORS.

Emagispace® prides itself on being an open source building platform, simply source your own window or door and you'll be able to mount it easily and quickly to our system. It's no problem to incorporate small, large, or entire walls of windows and doors, in almost any wall location.

INSTALLING WINDOWS



Option 1: Steel apertures with almost any window mounted inside can be framed or frameless and come in virtually any size. Transom windows, square paned windows... you name it... EmagiBlock®s simply mount around the window.

Option 2: Mount 2' or 3' square windows inside an EmagiBlock® for endlessly reconfigurable design.

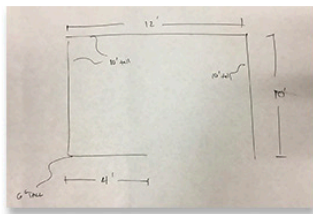
INSTALLING DOORS



Steel apertures with almost any door mounted inside can be framed or frameless and come in virtually any size. ADA compliant double doors, single hinge doors, Dutch doors... you name it, EmagiBlock®s simply mount around the door.

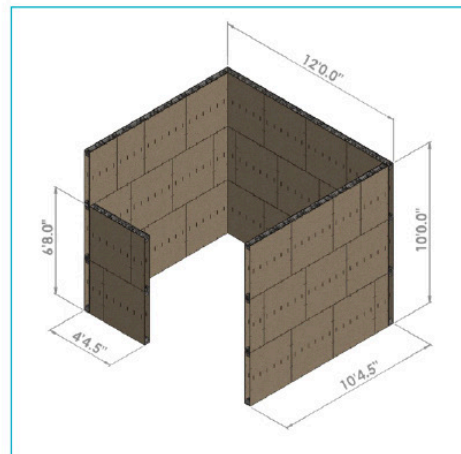
WE MAKE IT EASY TO BUILD WITH EMAGISPACE®.

Using your design information, we will provide you a comprehensive project design plan; specifying all the Emagispace® components needed to build your project. Our team of experts are available for input and insights throughout the entire building process.



Design Information

From basic drawings to CAD renderings, our team is here to help bring your project to life.



Production

Our design and construction experts are available to consult with you about any product insights or issues throughout your building process.



STREAMLINE THE BUILDING PROCESS.

The interior building process can require multiple people and departments working together. Often times the need for modifications or changes pop-up, the process then becomes disconnected and finger pointing begins. The Emagispace® process can help you avoid these problems. EmagiBlock®s, because of their inherent flexible design, can accommodate changes and modifications with minimal additional cost and time. Ultimately creating a better end product and a happier end-user.

Typical Building Process



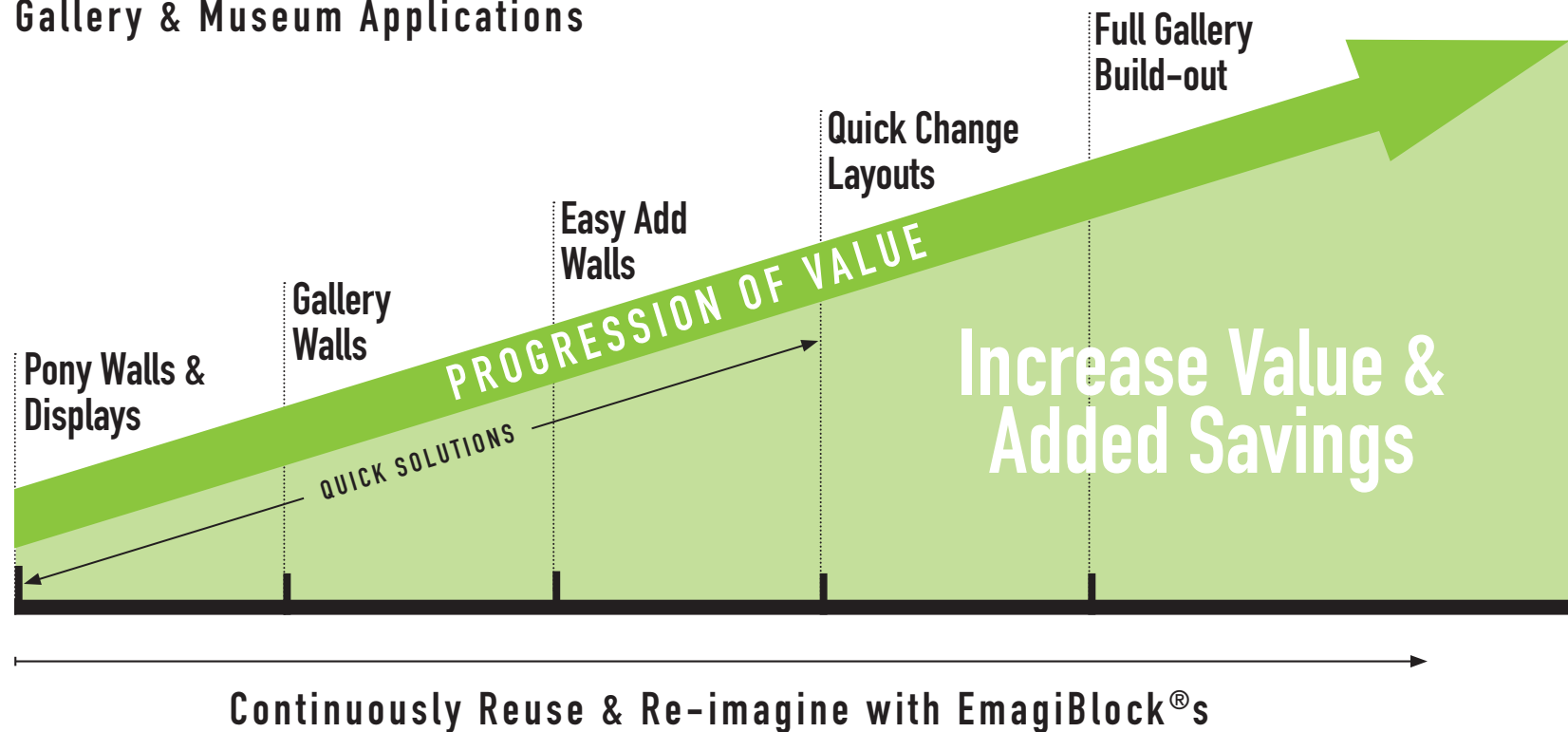
Emagispace® Building Process



MEASURING UP IN THE LONG RUN.

The growth value of Emagispace® is significant when used across a spectrum of gallery and museum applications. For example, you can start with easy to assemble solutions like pony walls and gift shop displays, then add more value by building full walls for exhibitions that can expand and change with your needs.

Gallery & Museum Applications





"Emagispace® pulled off an incredible feat; our corner retail space went from cold shell Friday morning to humming art gallery by Saturday afternoon... by 7:30pm, close to 800 people had already visited the gallery."

– ForestCity Gallery

EMAGISPACE® CLIENTS ARE BUILDING SMARTER.



SONY



FARFETCH



REVLON®



events LB design



SAVINGS, SUSTAINABILITY, DESIGN FLEXIBILITY.

Emagispace® enables “green” design innovation, speeds up build-out times, provides savings up to 50% on its first use and scales easily. Emagispace® is the next gen, disruptive building technology for a wide variety of interior space applications.



1/10
Time



Open
Source



1/2 the
Cost



Design
Innovation



Scales
Easily



Sustainable
& Reusable





WITH EMAGISPACE® YOU BUILD GREEN

Emagispace® offers a versatile, reusable building platform that can be constructed – and infinitely reconfigured and re-purposed. It is made from environmentally responsible materials. Unlike the landfill waste created by traditional construction methods, EmagiBlock® can be reused multiple times and is recyclable.



EMAGISPACE®
Build smarter.

PHONE 844-949-2557

EMAIL info@emagispace.com

WEB www.emagispace.com